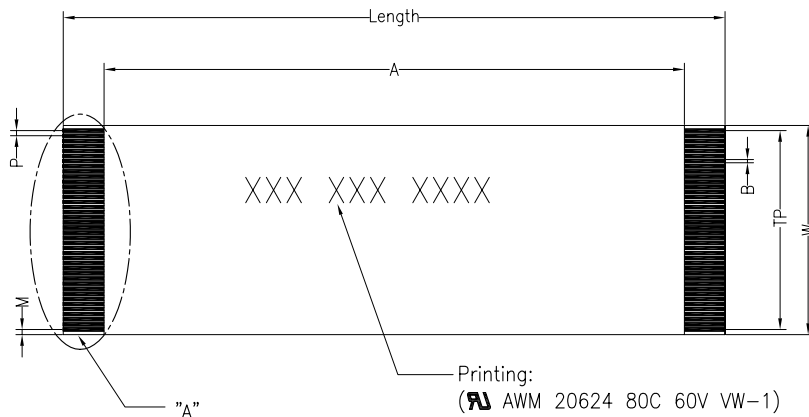
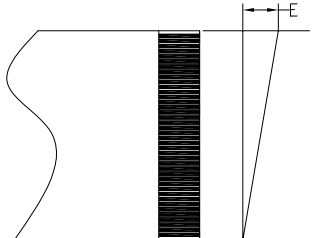
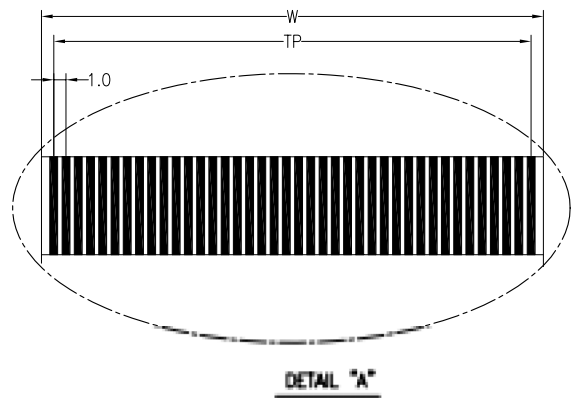
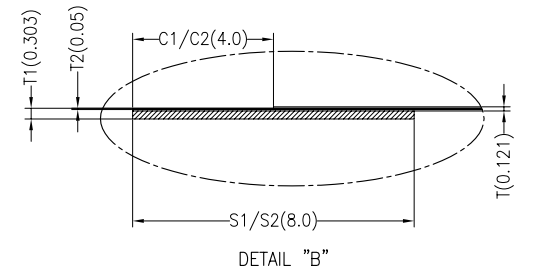
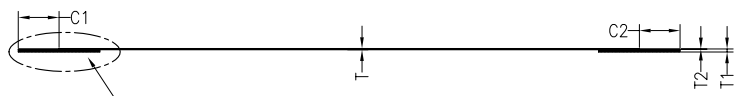


Symbol (记号)	Item (项目)	Specification (规格)
N	No.of Conductor(导体数)	4P~60P
L	Total Length(总长度)	L±5
A	Insulation Length(绝缘长度)	(L-8)±5
TP	Total Pitch(总间距)	1.0x(N-1)Pin±0.08
W	Width(总宽度)	1.0xNpin+1.0±0.08
P	Pitch(间距)	1.00±0.03
M	Margin(边缘宽度)	1.00±0.05
T	Cable thickness(线材厚度)	0.121±0.05
T1	Insert thickness(插入厚度)	0.303±0.05
C1/C2	Conductor Strip Length(导体长度)	4.0±1.0
S1/S2	Supporting Tape Length(补强板长度)	8.0±2.0
T2	Conductor thickness(导体厚度)	0.05±0.005
B	Conductor Width(导体宽度)	0.65±0.03
E	Slanting(线口倾斜度)	<0.5
--	Conductor Material(导体材料)	Tinned Copper 镀锡扁平铜线
--	Insulation Material(绝缘材料)	Flame retardand polyester(阻燃)
--	Supporting Tape Material(补强板材料)	PET
--	Supporting Tape Color(补强板颜色)	蓝色 BLUE
--	Supporting Tape Spec(补强板规格)	0.225mm



Printing: (AWM 20624 80C 60V VW-1)



Ordering Information

FFC - 10 XX XXX A 01

Pitch 10=1.0pitch No.of Pins 4P~60P Length 100=100mm

				OPERATION		DRAW	YiYuSheng	14.06.12	SCALE	FIT	东莞市宏尚电子有限公司 Dongguan Hongshang Electronics Co.,Ltd	
				X.X	±0.30				UNIT	mm		
				X.XX	±0.20	CHECK		SIZE	A4	PART NO.		FFC-10XXXXXA01
				X.XXX	±0.10	APPROVE		SHEET	1/1	TITLE:		1.00 FFC Npin A-Type
				Angle	±3°		PROJ.	◆	Customer:			
A0	2014.06.12	NEW DRAWING		DIM	TOL							
REV	DATE	MODIFICATION DESCRIPTION	CHANGE									