

P. C. B MOUNTING PATTERN DIMENSION

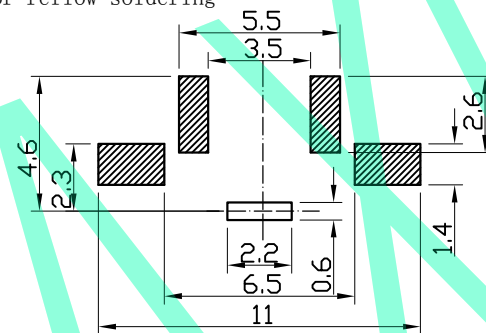
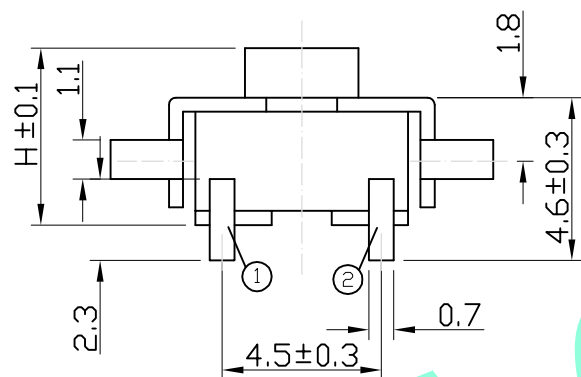
the following soldering are recommended for reflow soldering

NO.1	
PART NO	H
A	4.3
B	4.5
C	5
D	5.5
E	6
F	6.5
G	7
H	7.5
I	8

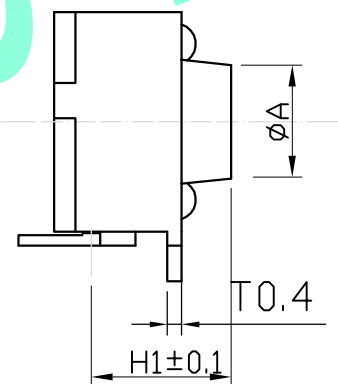
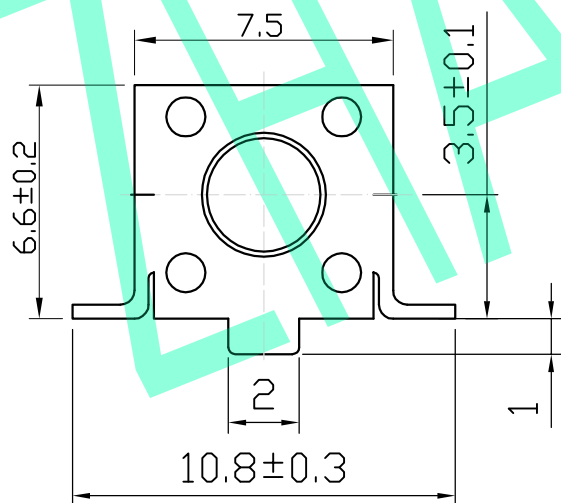
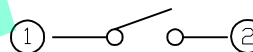
NO.2	
PART NO	vigor
2	130±30
3	180±30
4	250±30

NO.3	
PART NO	MATERIAL/QTY
S	SUS/1PC
C	C5210/1PC
D	SUS/2PCS
F	C5210/2PCS

NO.4-NO.5	
PART NO	NOTE
01~99	SERIAL NUMBER



CIRCUIT DIAGRAM



⑤	Terminal	—	2	Brass(0.30t)	Plating silver	—
④	Base	—	1	PPA	Black	—
③	Contact	—	1	F.Ag/SUS	—	—
②	Cover	—	1	SPCC	—	—
①	Keystoke	—	1	PPA	Black	—
ITEM	PART NAME	TER'NO.	QTY.	MATERIAL	FINISHING	REMARK

APPROVALS		DATE	深圳市兆达鑫科技有限公司			
DRAWN	刘志强	2010.01.01				
CHECKED			TITLE:	TACT SWITCHES		
APPROVALS			PART NO.	6X6XH贴片支架超薄		
TOLERANCES ARE	30~以上	±0.30	ANGLE	UNIT: mm	SCALE: 1:1	PROJ:
	10~30	±0.20				
	5~10	±0.15	±2'	DRAWING NO.		SHEET 1 OF 1
	~ 5	±0.10				

ECN NO.	REV	DATE.	DESCRIPTION.	CHANGE.	CHECK.	APPRO.
—	A	—	NEW	—	—	—