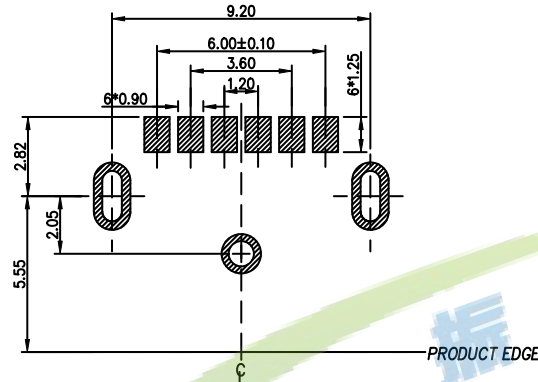
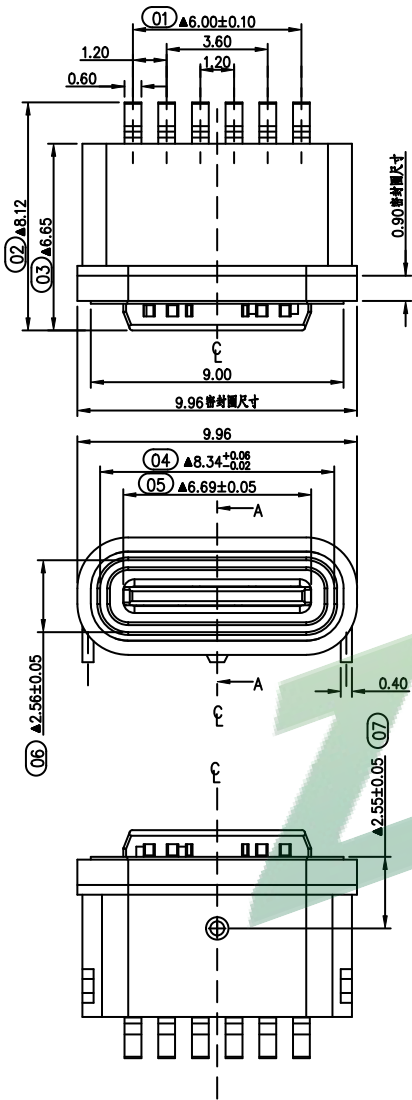
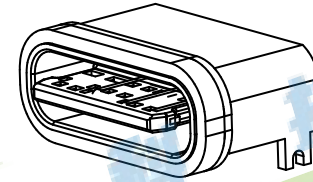
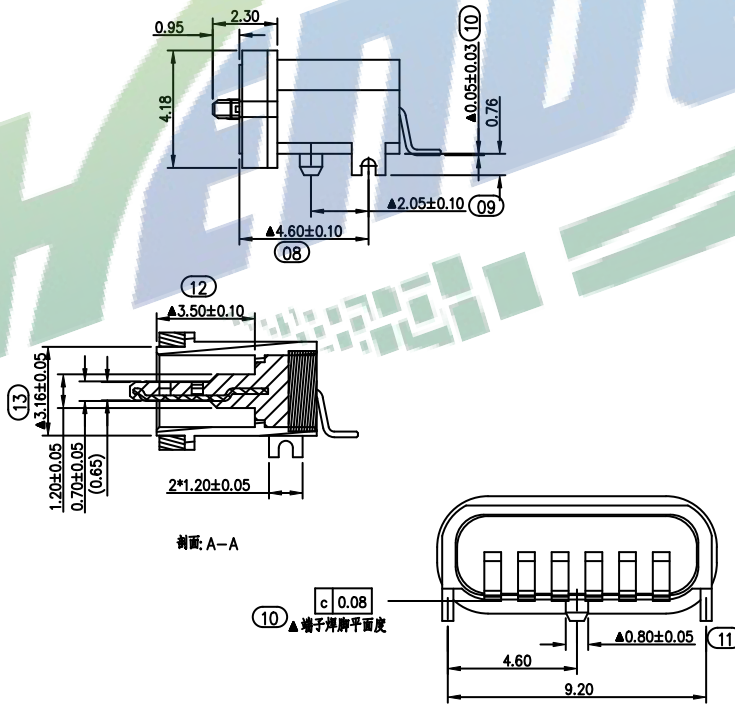


PCB LAYOUT 图仅供参考



RECOMMENDED PCB LAYOUT(TOP VIEW)
THICKNESS 0.8±0.10MM; DEFAULT TOLERANCE: ±0.05



Note.

1. Material:
 - 1.1 Housing: PA9T
 - 1.2 Contact: C5191, t=0.20mm
 - 1.3 Shell: Kirsite
2. ELECTRICAL:
 - 2-1: CURRENT RATING:
 - VBUS AND GND CONTACTS RATED AT 1.25A
 - PARALLELED FOR A TOTAL OF 5A;
 - 2-2: INITIAL CONTACT RESISTANCE : 40 MEGOHMS
 - 2-3: DIELECTRIC WITHSTANDING VOLTAGE:
 - 100V AC MIN;
- 3: MECHANICAL CHARACTERISTICS:
 - 3-1: MATING FORCE: 5~20N
 - 3-2: UNMATING FORCE: 8~20N (INITIAL),
 - 6~20N (AFTER 10000 CYCLES)
 - 3-3: FREQUENCY: 200±50 CYCLES /HOUR, 10000 CYCLES
 - 3-4: OPERATING TEMPERATURE ; -40° ~80° .
- 4: WATERPROOF: IP-X8.

A5	CC1	B12	GND
A9	VBUS	B9	VBUS
A12	GND	B5	GND
PIN	SIGNAL NAME	PIN	SIGNAL NAME

振端精密科技 (深圳) 有限公司 Zhenduan precision technology (Shenzhen) Co., Ltd			
TOLERANCE: X.X ±0.30 X.XX ±0.20 X.XXX ±0.10 X.XX ±0.10 X.X ±0.05 X ±0.05	DRAWN BY : 刘志强	DATE : 2015.08.18	PART NAME: TYPE-C 6P防水卧式贴片L6.65
UNIT: mm [inch] SCALE: 1:1 SIZE: A4	CHECKED BY: 李毅	DATE : 2015.08.18	PART NO. SEE TABLE MOLD NO.
	APPROVED BY: 张少辉	DATE : 2015.08.18	DRAW NO.: ZDHS0600FS038 SHEET NO. 1 OF 1