



PIN ASSIGNMENT:

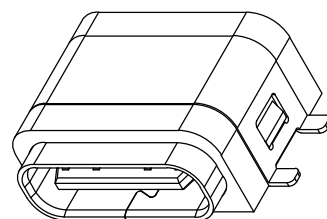
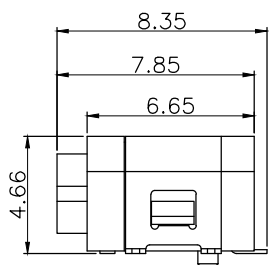
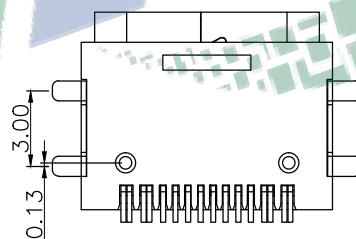
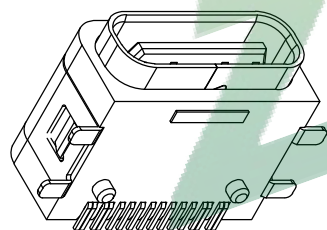
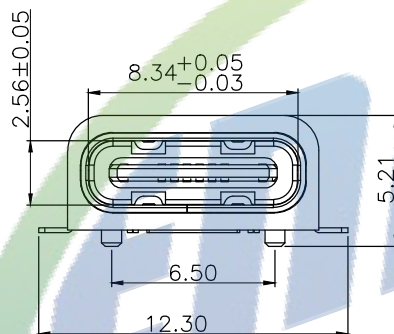
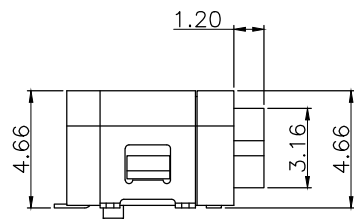
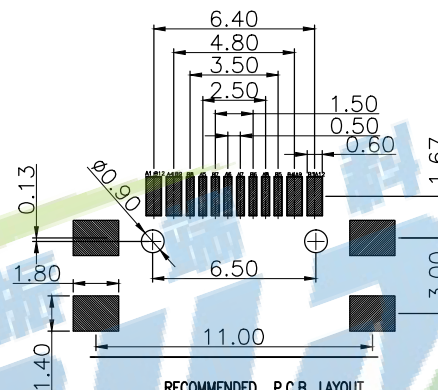
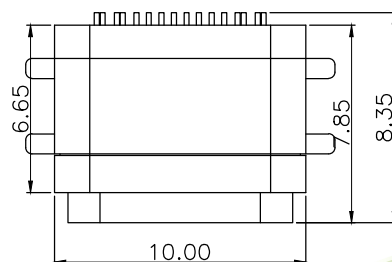
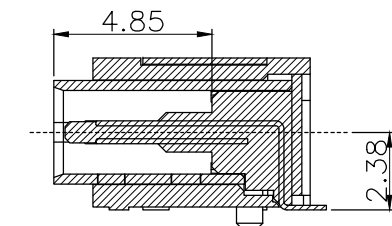
Pin No.	Signal Name	Pin No.	Signal Name
A1	CND	B12	CND
A2		B11	
A3		B10	
A4	VBUS	B9	VBUS
A5	CC1	B8	SBU2
A6	D+	B7	D-
A7	D-	B6	D+
A8	SBU1	B5	CC2
A9	VBUS	B4	VBUS
A10		B3	
A11		B2	
A12	CND	B1	CND

RECOMMENDED P.C.B. LAYOUT
TOLERANCE UNSPECIFIED ±0.05mm

NOTES:

SPECIFICATION:

1. CURRENT RATING: 5A MAX
2. VOLTAGE: 100 VAC
3. TEMPERATURE RANGE: -40 °C ~ 85 °C
4. CONTACT RESISTANCE: 40 MILLIONHM MAX
5. INSULATION RESISTANCE: 100 MEGOHMS MIN.
6. INSERTION FORCE : 5N~20N
7. UNMATING FORCE: 8N~20N
8. DURABILITY: 10,000 CYCLES
9. Water Resistance: IPX7



zhenduan 振端精密科技 (深圳) 有限公司
Zhenduan precision technology (Shenzhen) Co., Ltd

TOLERANCE: X.XX ±0.30 X.XXX ±0.20 X.XXX ±0.10 X.X ±0.10 X.X ±0.05 X.X ±0.02	DRAWN BY : 刘志强	DATE : 2015.08.18	PART NAME: TYPE-C 16P防水四脚贴板L7.85	
	CHECKED BY: 李毅	DATE : 2015.08.18	PART NO.	SEE TABLE
UNIT: mm [inch] SCALE: 1:1 SIZE: A4	APPROVED BY: 张少辉	DATE : 2015.08.18	MOLD NO.	
			DRAW NO: ZDHS1600FS090	
			SHEET NO.	1 OF 1