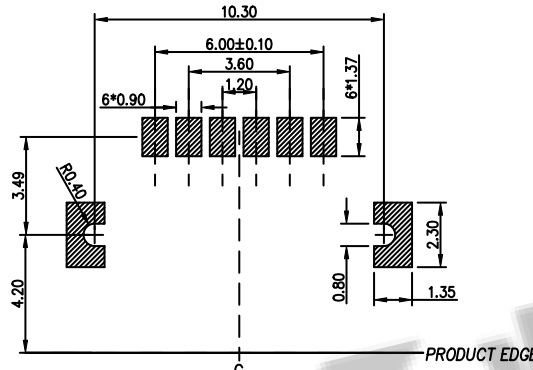
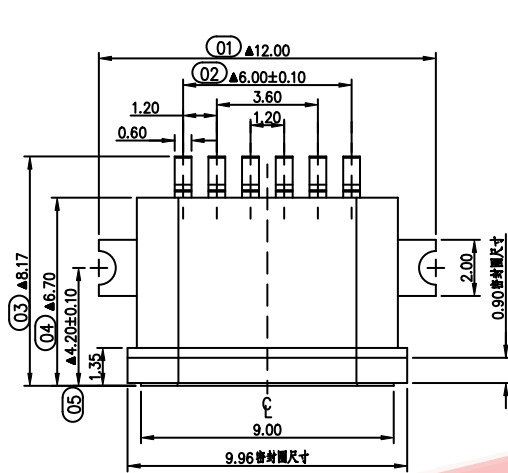
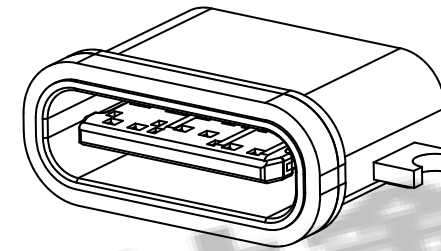


PCB LAYOUT 图仅供参考

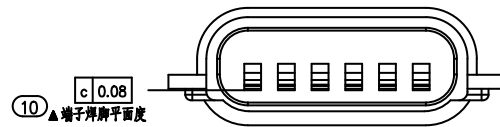
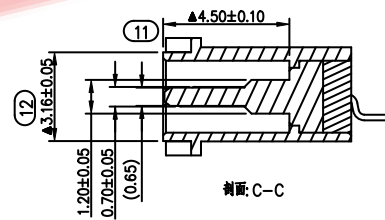
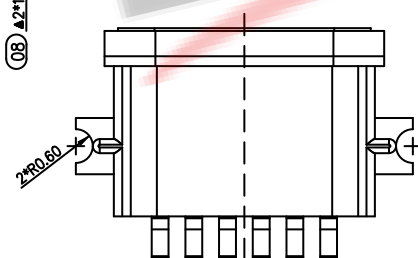
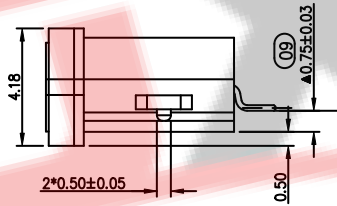
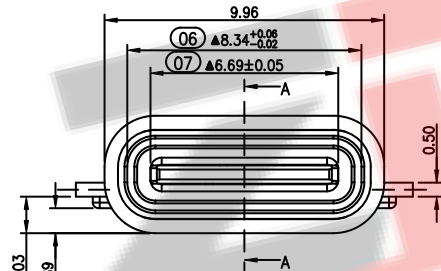


RECOMMENDED PCB LAYOUT(TOP VIEW)
THICKNESS 0.8±0.10MM;DEFAULT TOLERANCE:±0.05



Note.

1. Material:
 - 1.1 Housing: PA9T
 - 1.2 Contact: C5191, t=0.20mm
 - 1.3 Shell: Kirsite
2. ELECTRICAL:
 - 2-1: CURRENT RATING:
 - VBUS AND GND CONTACTS RATED AT 1.25A PARALLELED FOR A TOTAL OF 5A;
 - 2-2: INITIAL CONTACT RESISTANCE : 40 MEGOHMS
 - 2-3: DIELECTRIC WITHSTANDING VOLTAGE: 100V AC MIN;
- 3: MECHANICAL CHARACTERISTICS:
 - 3-1: MATING FORCE: 5~20N
 - 3-2: UNMATING FORCE: 8~20N (INITIAL), 6~20N (AFTER 10000 CYCLES)
 - 3-3: FREQUENCY: 200±50 CYCLES /HOUR, 10000 CYCLES
 - 3-4: OPERATING TEMPERATURE ; -40° ~80° .
- 4: WATERPROOF: IP-X8.



A5	CC1	B12	GND
A9	VBUS	B9	VBUS
A12	GND	B5	GND
PIN	SIGNAL NAME	PIN	SIGNAL NAME

ZDX 深圳市兆达鑫科技有限公司
Shenzhen Zhao Xin Technology Co., Ltd.

TOLERANCE: X.XX ±0.30 X.XXX ±0.20 X.XXX ±0.10 X.X ±0.10 X.X ±0.05	DRAWN BY : 刘志强	DATE : 2015.08.18	PART NAME: TYPE-C 6P防水沉板0.8全贴L6.7
UNIT: mm [inch] SCALE: 1:1 SIZE: A4	CHECKED BY: 李毅	DATE : 2015.08.18	PART NO. SEE TABLE MOLD NO.
	APPROVED BY: 张少辉	DATE : 2015.08.18	DRAW NO: ZDHS0600FS042 SHEET NO. 1 OF 1