

NOTE:

1.MATERIAL SPECIFICATION:

- 1. HOUSING: HIGH TEMPERATURE RESISTANT PLASTIC, UL94 V-0.
- 2. CONTACTS: COPPER ALLOY
- 3. MID PLATE: STAINLESS STEEL
- 4. FRONT SHELL: STAINLESS STEEL

2.PLATING SPECIFICATION:

2-1.CONTACTS:

- Ni 50u" MIN. UNDER PLATED OVER ALL.
- Au PLATED ON THE FUNCTIONAL AREA OF CONTACT.
- (GOLD PLATING THICKNESS FOLLOW THE P/N)

PLATING SPECIFICATIONS OF THE SOLDER AREA FOLLOW THE P/N

2-2.FRONT SHELL:

SEE TABLE 1.

2-3.SHIELD PLATE&EMI PLATE:

CLEAR ONLY

3.MECHANICAL PERFORMANCE,

- 3-1.INSERTION FORCE: 0.5~2.0kgf.
- 3-2.REMOVAL FORCE: 0.8kgf~2.0kgf.
- 3-3.DURABILITY: 5000 CYCLES.

4.ELECTRICAL PERFORMANCE,

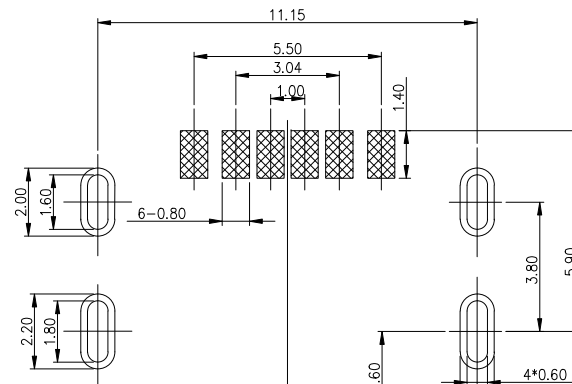
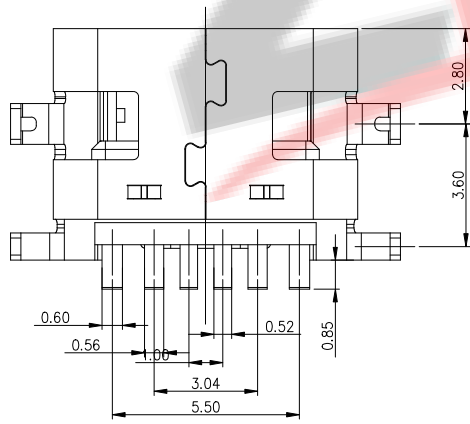
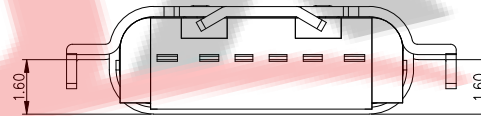
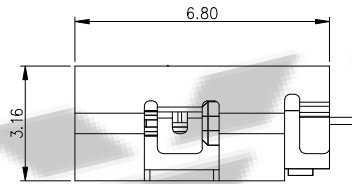
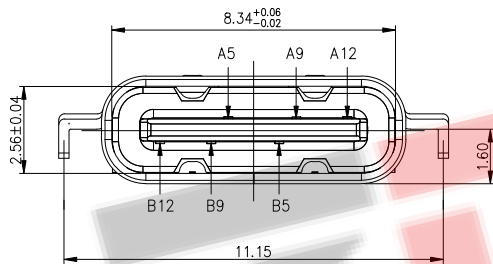
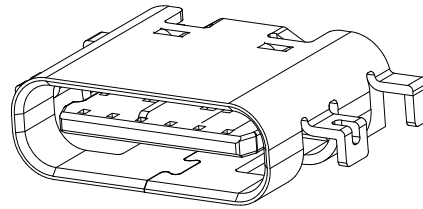
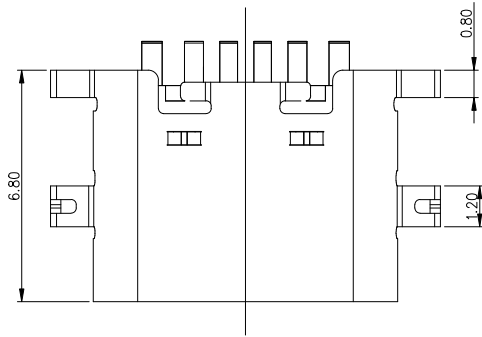
- 4-1. CURRENT RATING: 3.0A  
VOLTAGE RATING: 5.0V
- 4-2. LLCR:  
VBUS & GND PINS AND OTHER PINS: 40mΩ/PIN MAX.  
SHIELD: 50mΩ/MAX.  
LLCR MAX. CHANGE OF ALL PINS: 10mΩ.
- 4-3.INSULATION RESISTANCE: 100MΩ MIN
- 4-4.DIELECTRIC WITHSTAND VOLTAGE, AC 100V FOR 1 MINUTE.

5. ENVIRONMENTAL PERFORMANCE:

OPERATING TEMPERATURE: -25°C~+85°C.

6.IR REFLOW:

THE PEAK TEMPERATURE ON THE BOARD SHALL BE MAINTAINED FOR 10 SECONDS AT 260°C.



RECOMMENDED P.C.B. LAYOUT  
TOLERANCE UNSPECIFIED ±0.05mm

PIN ASSIGNMENTS

A5	CC1	B12	GND
A9	VBUS	B9	VBUS
A12	GND	B5	CC2
PIN	SIGNAL NAME	PIN	SIGNAL NAME

**ZDX** 深圳市兆达鑫科技有限公司  
Shenzhen Zhao Xin Technology Co., Ltd.

TOLERANCE: XXX ±0.30 XX ±0.20 X ±0.10 X: ±0.05 X: ±0.025 X: ±0.015	DRAWN BY : 刘志强	DATE : 2015.08.18	PART NAME: TYPE-C6PIN沉板1.6四脚插板H6.8	
UNIT: mm [inch] SCALE: 1:1 SIZE: A4	CHECKED BY: 李文毅	DATE : 2015.08.18	PART NO.	SEE TABLE
	APPROVED BY: 张少辉	DATE : 2015.08.18	MOLD NO.	
			DRAW NO:	ZDJNKJ00000002
			SHEET NO.	1 OF 1