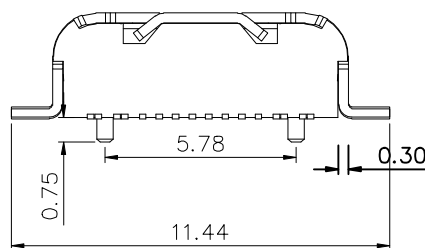
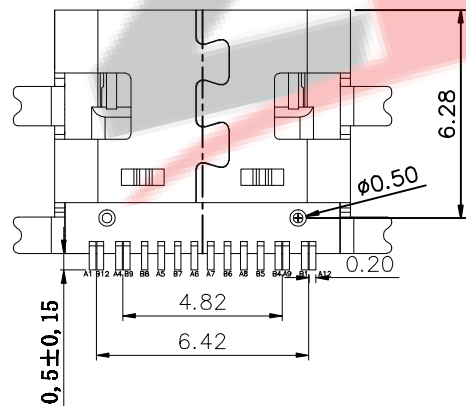
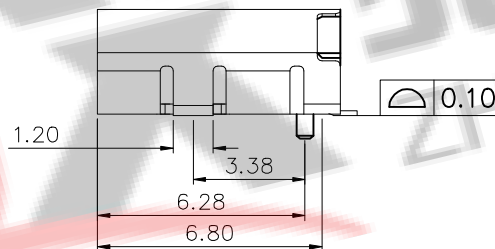


RECOMMENDED PCB LAYOUT
TOL: (± 0.05)



备注:

1.材质:

1.1胶芯: LCP+30%G.F UL94V-0

1.2端子: C18140, T=0.12mm; 镍底, 镀金 $X\mu$ "

1.3外壳: 不锈钢, T=0.30mm; 表面镀镍 100μ "
或亮锡 100μ "

2.主要特性:

2.1额定电流: 3A

2.2接触阻抗: $40m\Omega$ MAX

2.3绝缘阻抗: $100M\Omega$ MIN 250V DC

2.4耐压测试: 100V AC

2.5沾锡性: 温度 $250iA5^\circ C$, 时间 $5iA0.5s$

2.6整体插入力: 2.0kgf MAX

整体拔出力: 0.6kgf MIN

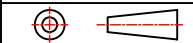
2.7使用寿命: 5000次

2.8工作温度: $-30^\circ C \sim +80^\circ C$



深圳市兆达鑫科技有限公司
Shenzhen Zhao Xin Technology Co., Ltd.

TOLERANCE:
X.XX ± 0.30
X.XXX ± 0.20
X.XXX ± 0.10
X.X ± 0.05
X.X ± 0.02
X.X ± 0.01



UNIT: mm [inch]

SCALE: 1:1 SIZE: A4

DRAWN BY :

DATE :

PART NAME:

刘志强

2015.08.18

TYPE-C16P四脚贴板H7.35

CHECKED BY:

DATE :

PART NO.

SEE TABLE

李毅

2015.08.18

MOLD NO.

APPROVED BY:

DATE :

DRAW NO:

ZDJNKJ00001626

张少辉

2015.08.18

SHEET NO.

1 OF 1