受控文件

http://www.szzdjmkj.com

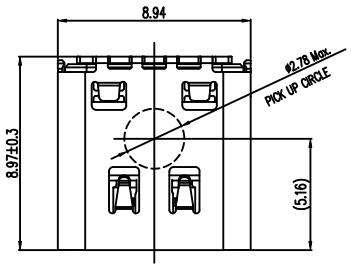

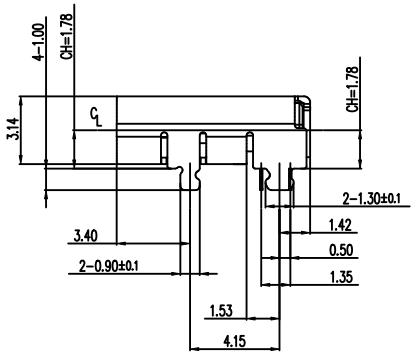

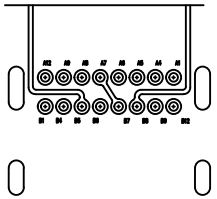

PCB BOTTOM SURFACE

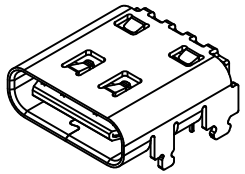

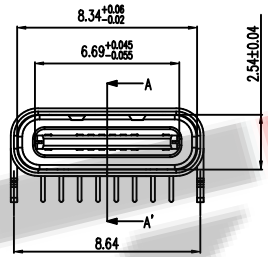

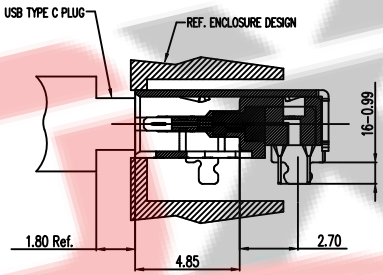

SECTION A-A'

NOTE:
1. Material:
All Housing: LCP,Black,Thermoplastics,UL94V-0(Halogen Free).
Contact: Copper Alloy
Shell: Stainless Stell.
Mid Shell Plate: Stainless Stell.
2. FINISH:
Contact: Au 1u" Plated on Contact Area,
80u" Min. Bright Tin Plated on Solder Area
30u" Min.Nickel Underplating Over All.
Shell: 50u" Min. Nickel plated Over All.
3. Specification:
3.1: Electrical:
Current Rating: 5A For Pin(A4,A9,B4,B9), 1.25A For Others Pin
Insulation Resistance: 100MΩ Min.
Contact Resistance: 50 mΩ Max.
Dielectric Withstanding Voltage: 100V/AC 1Minute
3.2: Mechanical Characteristic:
Insertion Force: 5~20N
Extraction Force: 0~1000 Cycles 8~20N.
1000~10000 Cycles 5~20N
Durability : 10000 Cycles
4. Recommened process IR REFLOW: 260°C, 3-5seconds.

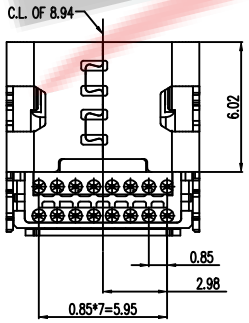

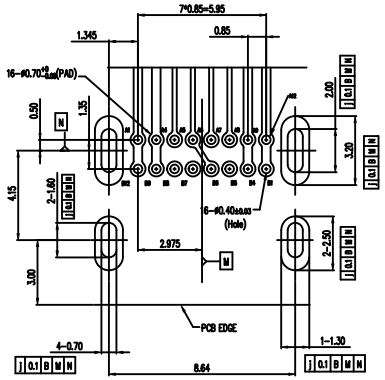

RECOMMENDED P.C.B LAYOUT

GENERAL TOLERANCE: ±0.05

PCB TOP SURFACE

PIN ASSIGNMENT

PIN NUMBER	SIGNAL NAME	PIN NUMBER	SIGNAL NAME
A1,A12,B1,B12	GND		
A2	SSTXp1	B11	SSRXp1
A3	SSTXn1	B10	SSRXn1
A4,A9,B4,B9	VBUS		
A5	CC1	B8	SBU2
A6	D+	B7	D-
A7	D-	B6	D+
A8	SBU1	B5	CC2
A10	SSRXn2	B3	SSTXn2
A11	SSRXp2	B2	SSTXp2

序号 NO.	名称 NAME	表面处理 PLATING	数量 MARK
7	UP Terminal	Copper Alloy , Au 1u" Plated on contact Area	8PCS
6	Down Terminal	80u" Min. Bright Tin Plated on Solder Area	8PCS
5	Down Molding	LCP Black(Halogen Free),	1PCS
4	Upper Molding	LCP Black(Halogen Free),	1PCS
3	Body Second Molding	LCP Black(Halogen Free),	1PCS
2	Mid Shield Plate	Stainless Steel , SUS304 1/2H, Clear,No Plated	1PCS
1	Shell	Stainless steel, Nickel Plating over all	1PCS

深圳市兆达鑫科技有限公司
Shenzhen Zhao Xin Technology Co., Ltd.

TOLERANCE: X.X ±0.30, X.XX ±0.20, X.XXX ±0.10, X.° ±10°, .X° ±8°, .X° ±5°	DRAWED BY : 刘志强	DATE : 2015.08.18	PART NAME: TYPE-C16P母座90度插板H8.97
	CHECKED BY: 李 毅	DATE : 2015.08.18	PART NO. SEE TABLE
UNIT: mm [inch]	APPROVED BY: 张少辉	DATE : 2015.08.18	MOLD NO. / DRAW NO: ZDJNKJ00001628
SCALE:1:1	SIZE: A4		SHEET NO. 1 OF 1