

NOTE:

1.MATERIAL SPECIFICATION:

- 1-1.HOUSING:HIGH TEMPERATURE RESISTANT PLASTIC, WITH 30%GLASS FILLED,JUL94 V-0 BLACK.
- 1-2.CONTACTS: COPPER ALLOY
- 1-3.EMI SPRING: STAINLESS STEEL
- 1-4.FRONT SHELL: STAINLESS STEEL
- 1-5.MIDDLE BLADE: STAINLESS STEEL

2.PLATING SPECIFICATION:

- 2-1.CONTACTS:  
Ni 50u" MIN. UNDER PLATED OVER ALL.  
1-30u" Au PLATED ON THE FUNCTIONAL AREA OF CONTACT.  
TIN PLATED ON SOLDER AREA.
- 2-2.EMI SPRING:  
CLEANING ONLY
- 2-3.FRONT SHELL:  
Ni 50u" MIN. UNDER PLATED OVER ALL.
- 2-4.MIDDLE BLADE:  
Ni 50u" MIN. UNDER PLATED OVER ALL.

3.MECHANICAL PERFORMANCE,

- 3-1.INSERTION FORCE: 0.5~2.0kgf.
- 3-2.REMOVAL FORCE: 0.8kgf~2.0kgf.
- 3-3.DURABILITY: 10000 CYCLES.

4.ELECTRICAL PERFORMANCE,

- 4-1. CURRENT RATING:5.0A  
VOLTAGE RATING:5.0V
- 4-2. LLCR:  
VBUS & GND PINS AND OTHER PINS: 40mA/PIN MAX.  
SHIELD: 50mA/MAX.  
LLCR MAX. CHANGE OF ALL PINS: 10mA
- 4-3.INSULATION RESISTANCE: 100MΩ MIN
- 4-4.DIELECTRIC WITHSTAND VOLTAGE,AC 100V FOR 1 MINUTE.

5. ENVIRONMENTAL PERFORMANCE:

OPERATING TEMPERATURE: -25°C~+85°C.

6.IR REFLOW:

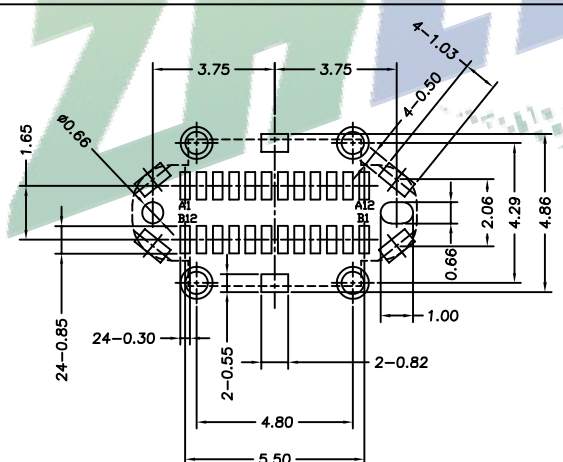
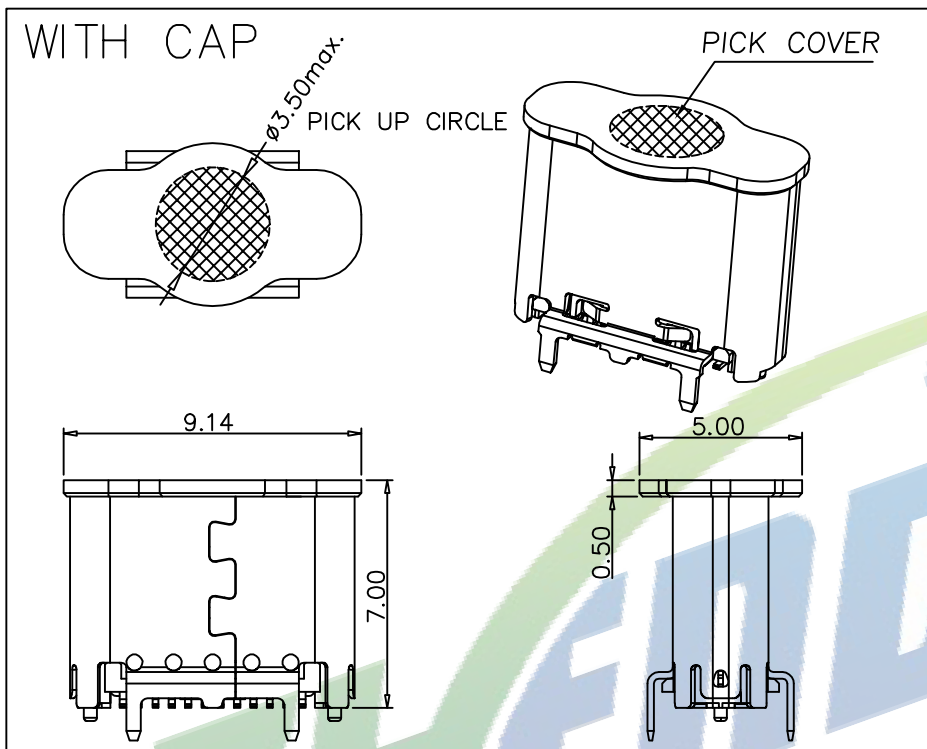
THE PEAK TEMPERATURE ON THE BOARD SHALL BE MAINTAINED FOR 10 SECONDS AT 260°C.

PART NO:

I-U4 24 065 A1-\*  
 1:DATA TYPE  
 U4:USB TYPE C  
 24:24Pin  
 065: 6.5mm HEIGHT  
 A1:SERIAL NUMBER  
 1:GOLD PLATED 1u"  
 A:GOLD PLATED 15u"  
 B:GOLD PLATED 30u"  
 E:GOLD PLATED 5u"

**ZDX** 深圳市兆达鑫科技有限公司  
 Shenzhen Zhao Xin Technology Co., Ltd.

TOLERANCE: X.X ±0.30 X.XX ±0.20 X.XXX ±0.10 X.XX ±0.10 X.X ±0.10 X.X ±0.05	DRAWN BY :	DATE :	PART NAME:	
	刘志强	2015.08.18	TYPE-C24P短体立贴H. 5MM	
UNIT: mm [inch] SCALE:1:1 SIZE: A4	CHECKED BY:	DATE :	PART NO.	SEE TABLE
	李毅	2015.08.18	MOLD NO.	
	APPROVED BY:	DATE :	DRAW NO:	ZDJNKJ00002401
	张少辉	2015.08.18	SHEET NO.	1 OF 1



RECOMENDED PCB LAYOUT  
PCB T=1.20mm  
TOL:±0.05

PIN DEFINE:

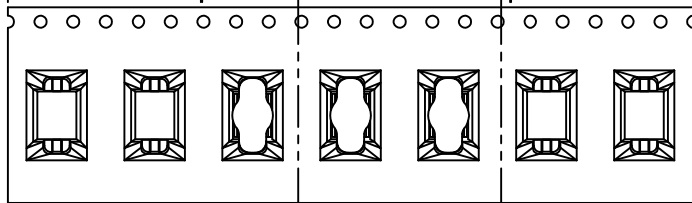
Pin	Signal Name	Description	Mating Sequence	Pin	Signal Name	Description	Mating Sequence
A1	GND	Ground return	First	B12	GND	Ground return	First
A2	SSTXp1	Positive half of first SuperSpeed TX differential pair	Second	B11	SSRXp1	Positive half of first SuperSpeed RX differential pair	Second
A3	SSTXn1	Negative half of first SuperSpeed TX differential pair	Second	B10	SSRXn1	Negative half of first SuperSpeed RX differential pair	Second
A4	Vbus	Bus Power	First	B9	Vbus	Bus Power	First
A5	CC1	Configuration Channel	Second	B8	SBU2	Sideband Use(SBU)	Second
A6	Dp1	Positive half of the USB 2.0 differential pair-Position 1	Second	B7	Dn2	Negative half of the USB 2.0 differential pair-Position 2	Second
A7	Dn1	Negative half of the USB 2.0 differential pair-Position 1	Second	B6	Dp2	Positive half of the USB 2.0 differential pair-Position 2	Second
A8	SBU1	Sideband Use(SBU)	Second	B5	CC2	Configuration Channel	Second
A9	Vbus	Bus Power	First	B4	Vbus	Bus Power	First
A10	SSRXn2	Negative half of second SuperSpeed RX differential pair	Second	B3	SSTXn2	Negative half of second SuperSpeed TX differential pair	Second
A11	SSRXp2	Positive half of second SuperSpeed RX differential pair	Second	B2	SSTXp2	Positive half of second SuperSpeed TX differential pair	Second
A12	GND	Ground return	First	B1	GND	Ground return	First



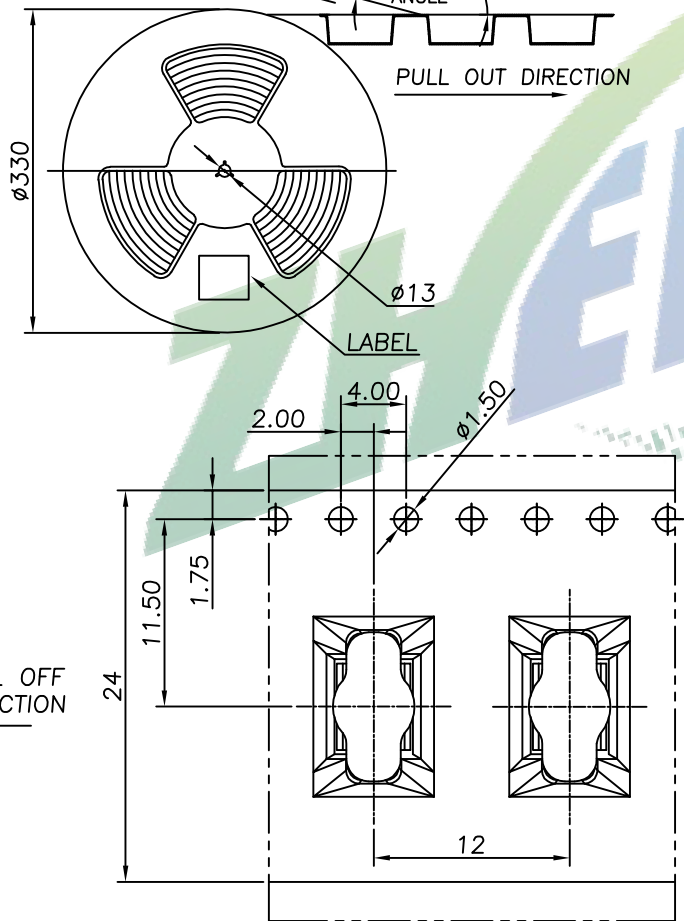
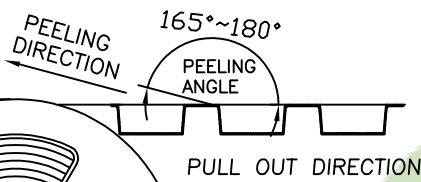
振端精密科技(深圳)有限公司  
Zhenduan precision technology (Shenzhen) Co., Ltd

TOLERANCE: X.X ±0.30 X.XX ±0.20 X.XXX ±0.10 X.XX ±0.10 X.X ±0.05 X.X ±0.05 X.X ±0.05	DRAWN BY :	DATE :	PART NAME:	
	刘志强	2015.08.18	TYPE-C24P短体立贴H6.5MM	
UNIT: mm [inch] SCALE:1:1 SIZE: A4	CHECKED BY :	DATE :	PART NO.	SEE TABLE
	李毅	2015.08.18	MOLD NO.	
	APPROVED BY :	DATE :	DRAW NO.:	ZDJNKJ00002401
	张少辉	2015.08.18	SHEET NO.:	1 OF 1

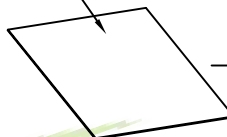
REEL OFF SECTION (18 POCKETS) 650PCS PULL OUT DIRECTION (32 POCKETS)



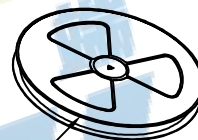
SEE DETAIL X




PAPER BOARD



REEL AND TAPE



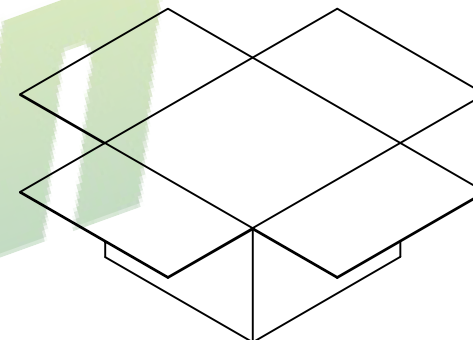

REEL AND TAPE



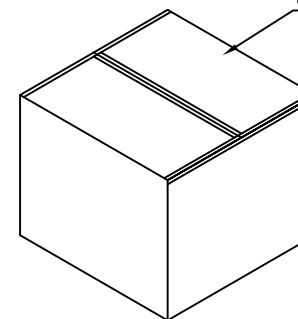
PAPER BOARD



FOLDER PAPER BOARD



CARTON



	REEL	CARTON
CONNECTOR (PCS)	650	7800

**振端精密科技 (深圳) 有限公司**  
Zhenduan precision technology (Shenzhen) Co., Ltd

TOLERANCE: X.XX ±0.30 X.XXX ±0.20 X.XXX ±0.10 X.X ±0.10 X.X ±0.05 X.X ±0.05	DRAWN BY : 刘志强	DATE : 2015.08.18	PART NAME: TYPE-C24P短体立贴H6.5MM	
	CHECKED BY : 李毅	DATE : 2015.08.18	PART NO.	SEE TABLE
UNIT: mm [inch] SCALE: 1:1 SIZE: A4	APPROVED BY : 张少辉	DATE : 2015.08.18	MOLD NO.	
			DRAW NO: ZDJNKJ00002401	
			SHEET NO.	1 OF 1