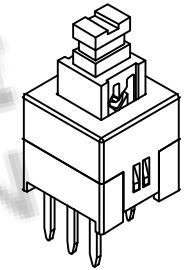
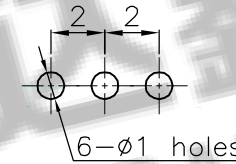
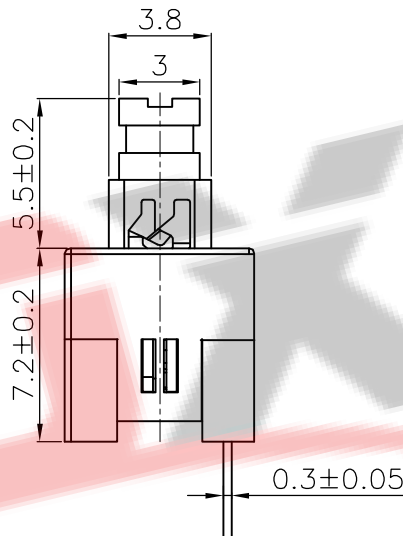
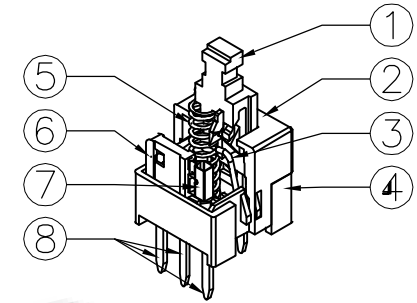
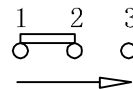


NOTE:  
1. Operating Force: 230gf±50gf  
2. Travel : 2.4±0.2mm



PCB Layout(Pattern Side)



Circuit Diagram

⑧	Terminal	—	6	Brass strip	Plating silver	——
⑦	Contact	—	2	Phosphor bronze	Plating silver	——
⑥	Securing glue	—	2	PA66	Black	——
⑤	Spring	—	1	SUS	Natural	——
④	Base	—	1	PBT	Black	——
③	Crochet Needle	—	1	SUS	Natural	——
②	Cover	—	1	POM	White	——
①	KNOB	—	1	POM	Blue	——
ITEM	PART NAME	TER'NO.	QTY.	MATERIAL	FINISHING	REMARK

APPROVALS		DATE		深圳市兆达鑫科技有限公司 Shenzhen Zhao Xin Technology Co., Ltd.		
DRAWN	刘志强	2015.08.18				
CHECKED	李毅	2015.08.18		TITLE:	PUSHBUTTON SWITCHS	
APPROVALS	张少辉	2015.08.18		PART NO.	7*7*3P单排自锁开关	
TOLERANCES ARE		30~以上	±0.30	ANGLE	UNIT: mm	SCALE: 1:1
		10~30	±0.20			
		5~10	±0.15	±2'	DRAWING NO.	PROJ:
		~ 5	±0.10			

ECN NO.	REV.	DATE.	DESCRIPTION.	CHANGE.	CHECK.	APPRO.
—	A	—	NEW	—	—	—