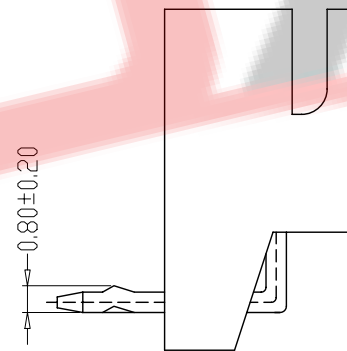
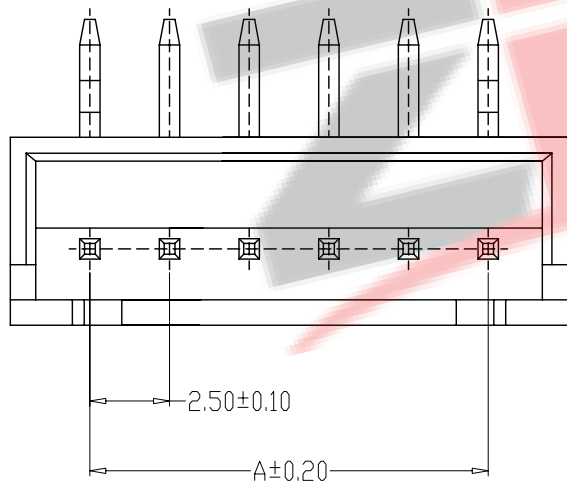
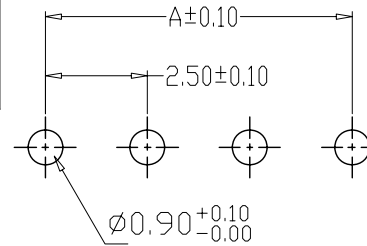


TYPE 1



TYPE 2



PCB LAYOUT

SPECIFICATIONS

- 1、Current Rating: 3A AC, DC
- 2、Voltage Rating: 250V AC, DC
- 3、Temperatuer Range: $-25^{\circ}\text{C} \sim +85^{\circ}\text{C}$
- 4、Contact Resistance: $20\text{m}\Omega$ Max
- 5、Insulation Resistance: $1000\text{M}\Omega$ Min
- 6、Withstanding Voltang: 1000V AC/minute
- 7、Material: Wafer Nylon66, UL94V-0
PIN Brass Tin-plated

编 号	尺寸 (mm)	
	A	B
ZDX70-02AWD-250	2.50	7.50
ZDX70-03AWD-250	5.00	10.00
ZDX70-04AWD-250	7.50	12.50
ZDX70-05AWD-250	10.00	15.00
ZDX70-06AWD-250	12.50	17.50
ZDX70-07AWD-250	15.00	20.00
ZDX70-08AWD-250	17.50	22.50
ZDX70-09AWD-250	20.00	25.00
ZDX70-10AWD-250	22.50	27.50
ZDX70-11AWD-250	25.00	30.00
ZDX70-12AWD-250	27.50	32.50
ZDX70-20AWD-250	47.50	52.50

ZDX 深圳市兆达鑫科技有限公司
Shenzhen Zhao Xin Technology Co., Ltd.

TOLERANCE: X.X ± 0.30 X.XX ± 0.25 X.XXX ± 0.15 X.' $\pm 2'$ X.X' $\pm 0.5'$	DRAWN BY : 刘志强	DATE : 2016.05.08	PART NAME: 2.50定位弯针	
	CHECKED BY: 罗秋海	DATE : 2016.05.08	PART NO.	
UNIT: mm [inch] SCALE:1:1 SIZE: A4	APPROVED BY: 陈鸣杰	DATE : 2016.05.08	MOLD NO.	
			DRAW NO:	
			SHEET NO.	1 OF 1