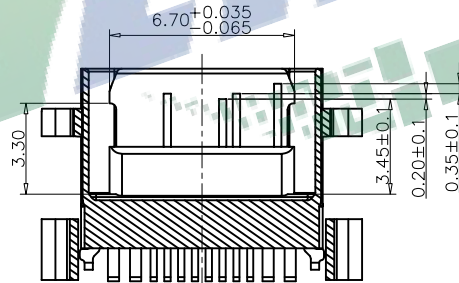
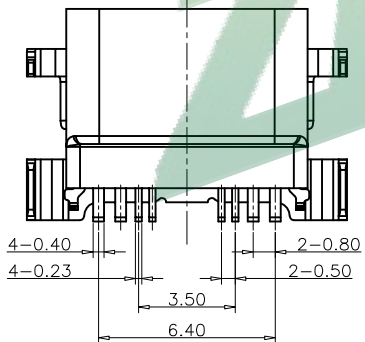
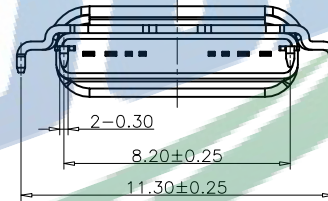
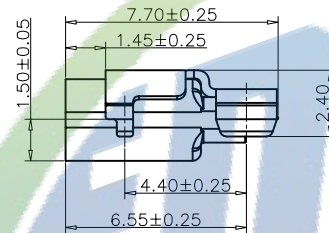
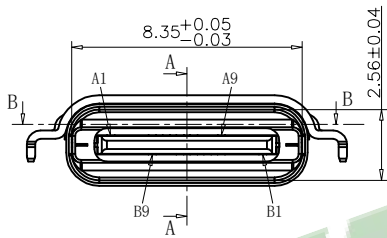
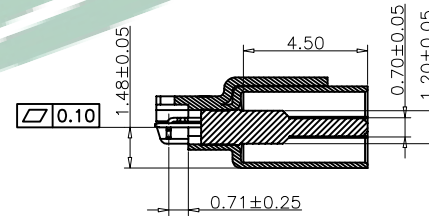


RECOMMEND P.C.B LAYOUT (COMPONENT SIDE)
TOLERANCE FOR PCB LAYOUT IS ± 0.05



SECTION B-B
SCALE 1:1



SECTION A-A
SCALE 1:1

备注 (NOTE):

1. 电气特性:

- 1.1. 接触区: 接触电阻40mΩ Max, 允许10mΩ变化量. 测试条件: 20mv, 100mA下测量.
- 1.2. 接触电流: 3A VBUS引脚; 1.25A用于GND引脚; 其他引脚为0.25A.
- 1.3. 额定电压: 30V.
- 1.4. 耐电压: 100VR. M. S.
- 1.5. 绝缘电阻: 至少100兆欧.
2. 机械性能:
- 3.1. 插入力: 0.51-2.04Kg
- 3.2. 拔出力: 0.82-2.04Kg
- 3.3. 耐久性: 0.61-2.04Kg
- 3.4. 插拔次数: 10000次.
4. 工作环境: -20°C to +85°C.

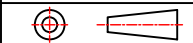
USB TYPE C PIN ASSIGNMENTS

PIN NUMBER	SIGNAL NAME	PIN NUMBER	SIGNAL NAME
A1	GND		
A4	VBUS	B9	VBUS
A5	CC1		
		B5	CC2
A9	VBUS	B4	VBUS
		B1	GND



振端精密科技 (深圳) 有限公司
Zhenduan precision technology (Shenzhen) Co., Ltd

TOLERANCE:
X.XX ±0.30
X.XXX ±0.20
X.XXX ±0.10
X.X ±0.10
X.X ±0.05



UNIT: mm [inch]

SCALE: 1:1 SIZE: A4

DRAWN BY: DATE:

刘志强 2015.08.18

CHECKED BY: DATE:

李毅 2015.08.18

APPROVED BY: DATE:

张少辉 2015.08.18

PART NAME: TYPE-C8P防水四脚

沉板不外露L7.65

PART NO. SEE TABLE

MOLD NO.

DRAW NO: ZDHS0600FS237

SHEET NO. 1 OF 1