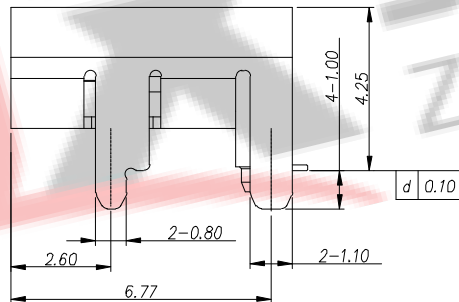
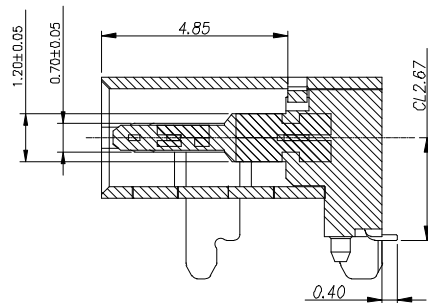


SECTION B-B
SCALE 1:1



SECTION A-A
SCALE 1:1



NOTE:

- 1.MATERIAL SPECIFICATION:
 - 1.HOUSING:HIGH TEMPERATURE RESISTANT PLASTIC,UL94 V-0.
 - 2.CONTACTS:COPPER ALLOY
 - 3.MID PLATE: STAINLESS STEEL
- 2.PLATING SPECIFICATION:
 - 2-1.CONTACTS:
 - Ni 50u" MIN. UNDER PLATED OVER ALL.
 - Au PLATED ON THE FUNCTIONAL AREA OF CONTACT.
 - (GOLD PLATING THICKNESS FOLLOW THE P/N)
 - GOLD FLASH PLATING ON SOLDER AREA
 - 2-2.FRONT SHELL:
 - Ni 30u" MIN. UNDER PLATED OVER ALL.
- 3.MECHANICAL PERFORMANCE,
 - 3-1.INSERTION FORCE: 0.5~2.0kgf.
 - 3-2.REMOVAL FORCE: 0.8kgf~2.0kgf.
 - 3-3.DURABILITY: 10000 CYCLES.
- 4.ELECTRICAL PERFORMANCE,
 - 4-1. CURRENT RATING:5A
VOLTAGE RATING: 20V
 - 4-2.INSULATION RESISTANCE: 100MΩ MIN
 - 4-3.DIELECTRIC WITHSTAND VOLTAGE,AC 100V FOR 1 MINUTE.
 - 4-4.LOW CONTACT RESISTANCE: INITIAL 40MΩ
AFTER 50MΩ
5. ENVIRONMENTAL PERFORMANCE:
 - OPERATING TEMPERATURE: -30°C~+80°C.
- 6.IR REFLOW:
 - THE PEAK TEMPERATURE ON THE BOARD SHALL BE MAINTAINED FOR 10 SECONDS AT 260°C.

ZDX 深圳市兆达鑫科技有限公司
Shenzhen Zhao Xin Technology Co., Ltd.

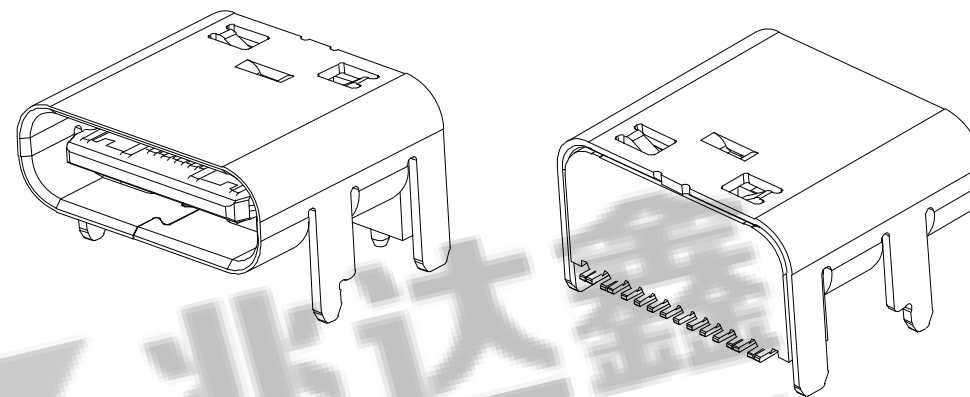
TOLERANCE: X.X ±0.30 X.XX ±0.20 X.XXX ±0.10 X.XX ±0.10 X.X ±0.10 X.X ±0.10 X.X ±0.10	DRAWN BY :	DATE :	PART NAME:	
	刘志强	2015.08.18	TYPE-C16PIN板上垫高1.0 L7.35	
UNIT: mm [inch] SCALE:1:1 SIZE: A4	CHECKED BY:	DATE :	PART NO.	SEE TABLE
	李毅	2015.08.18	MOLD NO.	
APPROVED BY: 张少辉	DATE :	DRAW NO.:	ZDJNKJ00001638B	
	2015.08.18	SHEET NO.	1 OF 1	

7.P/N: UCR06-8161X-00XR

16:16 PIN

B:Black
N:NATURE

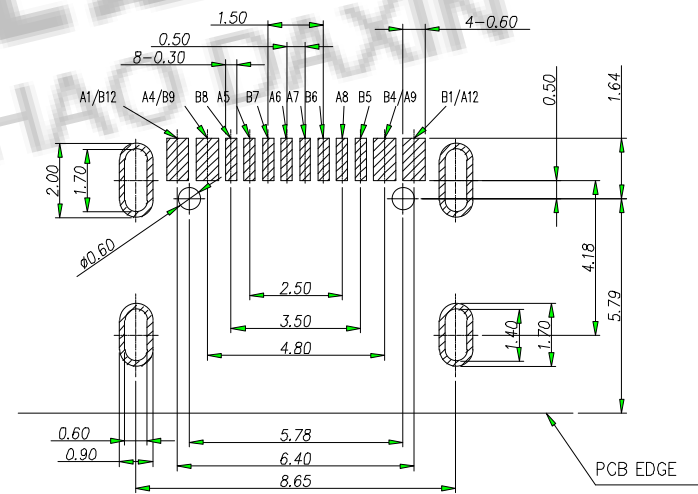
- 1: GOLD FLASH PLATING ON CONTACT AREA,
GOLD FLASH PLATING ON SOLDER AREA
- 3: 3u" GOLD PLATING ON CONTACT AREA,
GOLD FLASH PLATING ON SOLDER AREA



USB TYPE-C PIN ASSIGNMENTS

PIN NUMBER	SIGNAL NAME
A1	GND
A4	VBUS
A5	CC1
A6	Dp1
A7	Dn1
A8	SBU1
A9	VBUS
A12	GND

PIN NUMBER	SIGNAL NAME
B12	GND
B9	VBUS
B8	SBU2
B7	Dn2
B6	Dp2
B5	CC2
B4	VBUS
B1	GND

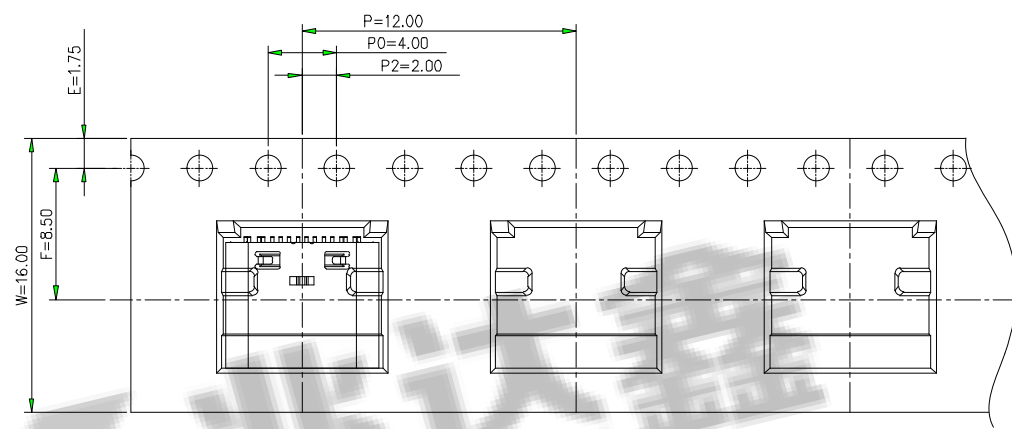
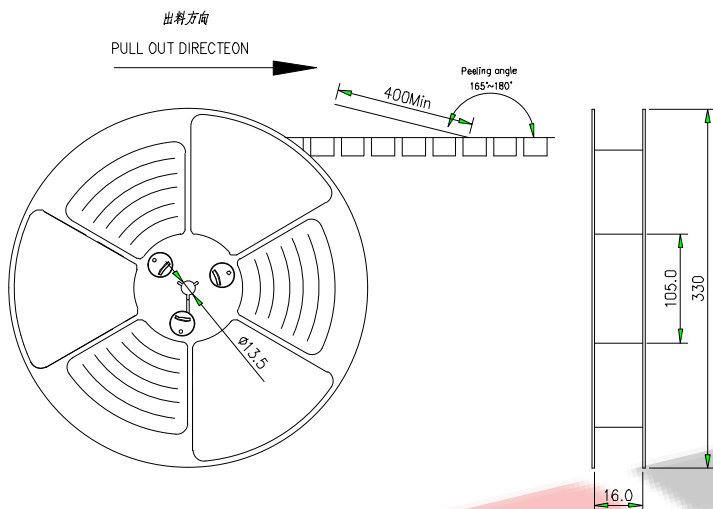


RECOMMEND P.C.B LAYOUT(COMPONENT SIDE)

TOLERANCE FOR PCB LAYOUT IS ± 0.05

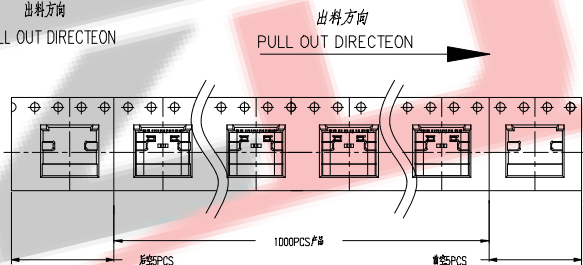
ZDX 深圳市兆达鑫科技有限公司
Shenzhen Zhao Xin Technology Co., Ltd.

TOLERANCE: X.X ±0.30 X.XX ±0.20 X.XXX ±0.10 X.XX ±0.10 X.X ±0.05 X.X ±0.05 X.X ±0.05	DRAWN BY : 刘志强	DATE : 2015.08.18	PART NAME: TYPE-C16PIN板上垫高1.0 L7.35	
	CHECKED BY: 李毅	DATE : 2015.08.18	PART NO.	SEE TABLE
UNIT: mm [inch] SCALE:1:1 SIZE: A4	APPROVED BY: 张少辉	DATE : 2015.08.18	MOLD NO.	
			DRAW NO:	ZDJNKJ00001638B
			SHEET NO.	1 OF 1

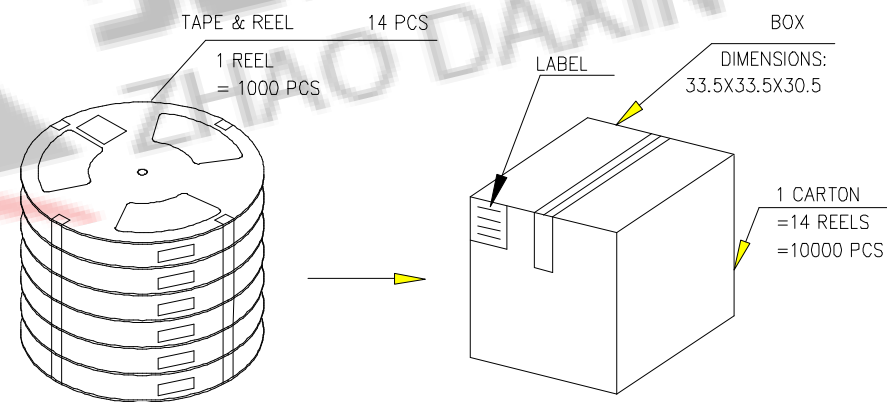


NOTES

1. 指引度
LEAD TAPE LENGTH
出料方向
PULL OUT DIRECTEON



2. 上 力 : 0.1~1.3N(10.2gf~130gf)
PEELING OFF FORCE OF TOP TAPE: 0.1~1.3N(10.2gf~130gf)
出 程 中 一 定 注 意 :
THIS REQUIREMENT SHOULD BE APPLIED AT SHIPMENT :
卷 在 程 中 不 能 放
PEELING OFF SHOULD NOT BE ALLOWED DURING TRANSPORTATION



包明表 (The detail of the packing)		Carton				
品料 (Product No.)	包 容 量 (Packing Capacity)			重 量 Weight (Kg)		
	pcs/box	boxes/Carton	Pcs/Box	N.W./Pcs	N.W./Box	G.W./Box
UCR02-2161X-00XR	1000	14	14000	----	----	----

ZDX 深圳市兆达鑫科技有限公司
Shenzhen Zhao Xin Technology Co., Ltd.

TOLERANCE: X.XX ±0.30 X.XXX ±0.20 X.XXX ±0.10 X.X ±0.10 X.X ±0.05	DRAWN BY : 刘志强	DATE : 2015.08.18	PART NAME: TYPE-C16PIN板上垫高1.0 L7.35
UNIT: mm [inch] SCALE: 1:1 SIZE: A4	CHECKED BY: 李毅	DATE : 2015.08.18	PART NO. SEE TABLE MOLD NO.
	APPROVED BY: 张少辉	DATE : 2015.08.18	DRAW NO: ZDJNKJ00001638B SHEET NO. 1 OF 1